



## EgRO ONE


### Weekly/As Needed Brew Head Cleaning



Slide the silver cover of the coffee outlet up.



Push inward tabs on brewing head and push down.




Remove the brew head from the coffee outlet.




Add one (1) Milk System Cleaning Tablet in a container with warm water.


\*Use one (1) EgRO Milk System Cleaning Tablet.



Separate both pieces of the brew head and place into the solution. Allow to soak for at least 1 hour.



Reassemble brew head. Insert back brew head into the machine, pushing firmly up to lock into place.



Slide silver cover of the coffee outlet down to finish brew head cleaning.



**DO NOT SHUT THE MACHINE OFF DURING CLEANING!**

It will cause the machine to become disabled and your warranty may be voided. Shutting off the machine will NOT reset the cleaning counter. The only way to unblock a machine that has been blocked due to lack of cleaning is to perform the complete daily cleaning.